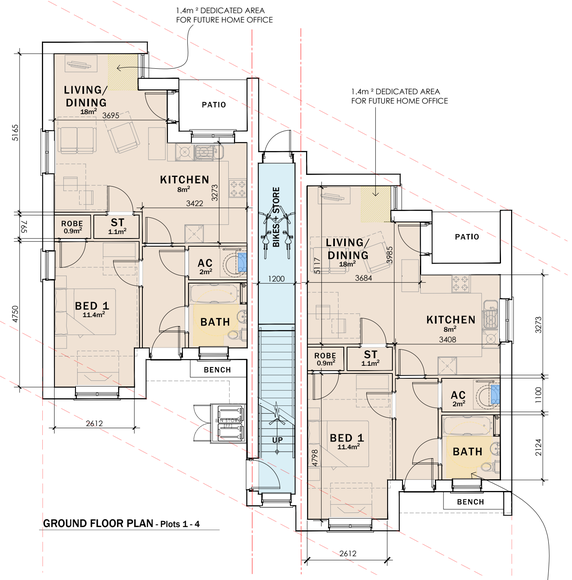

GROUND FLOOR PLAN - Plots 1 - 4

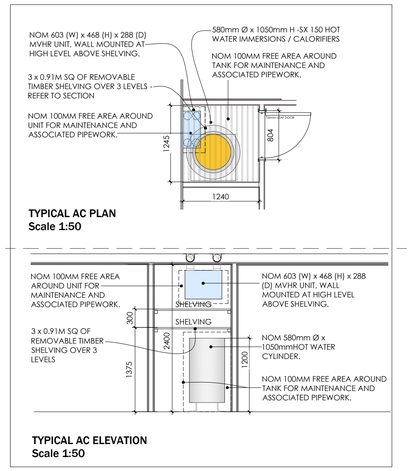

TYPICAL AC PLAN
Scale 1:50

TYPICAL AC ELEVATION
Scale 1:50

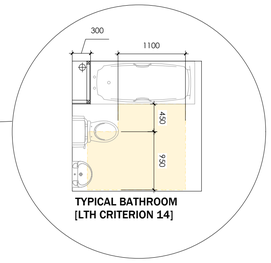

TYPICAL BATHROOM
[LTH CRITERION 14]

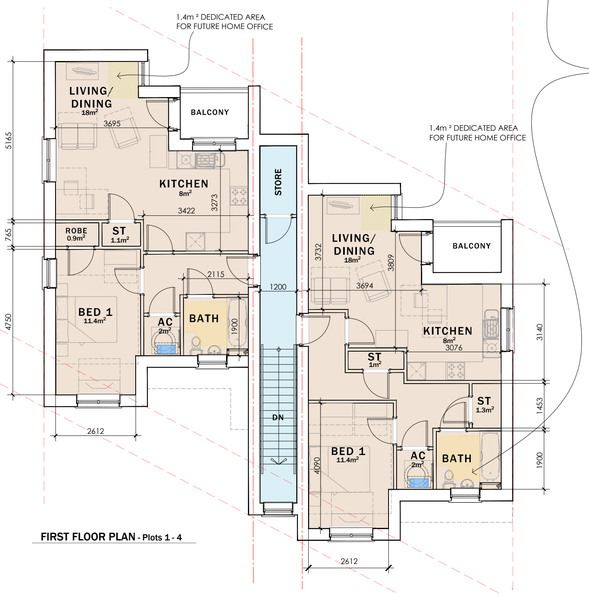

FIRST FLOOR PLAN - Plots 1 - 4

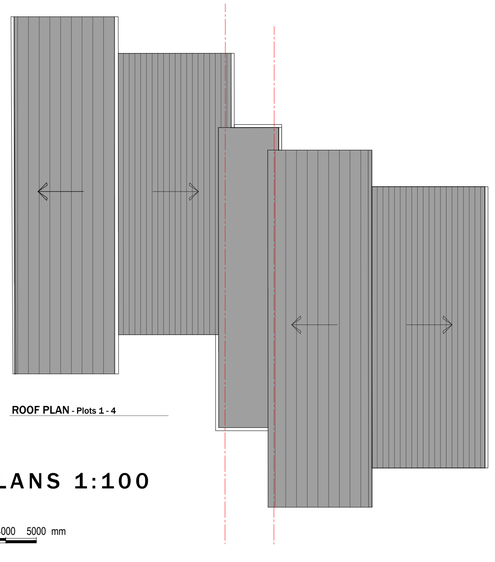

ROOF PLAN - Plots 1 - 4

FLOOR PLANS 1:100
PLOTS 1 - 4

0 1000 2000 3000 4000 5000 mm
SCALE 1:100



FRONT ELEVATION - Plots 1 - 4



SIDE ELEVATION - Plots 1 - 4

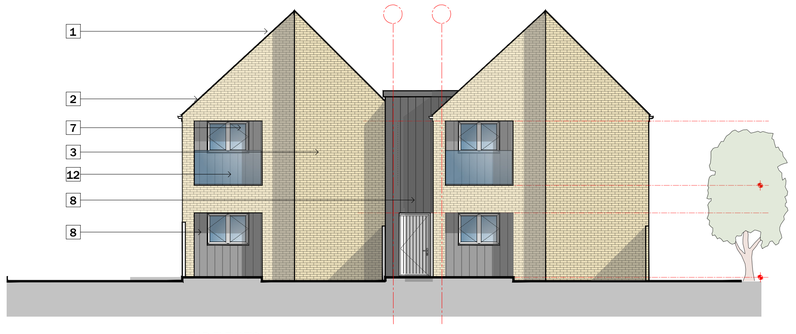

REAR ELEVATION - Plots 1 - 4

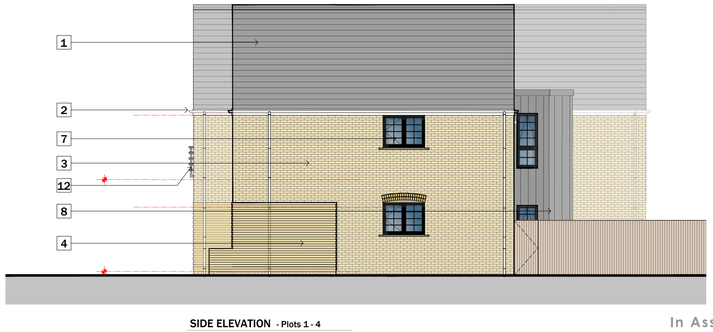

SIDE ELEVATION - Plots 1 - 4

ELEVATIONS 1:100
PLOTS 1 - 4

A1 DRAWING SHEET

ELEVATION KEY

1	RECON DARK GREY SLATE ROOF TILES.
2	DARK GREY UPVC FASCIAS, SOFFITES AND BARGEBOARDS, WITH BLACK RAINWATER GOODS.
3	BUFF CLAY FACING BRICKWORK
4	BUFF FACING BRICKWORK IN ALTERNATIVE PROTRUDING COURSES - 15mm
5	BUFF VOUSSOIRS WINDOW HEAD DETAILS
6	GRP PORCH CANOPY OVER
7	DARK GREY UPVC DOUBLE GLAZED WINDOW UNITS WITH BRICK COURSE CREASING CILLS.
8	DARK GREY VERTICAL CLADDING
9	PHOTO-VOLTAIC PANELS - QUANTITY AND EXACT LOCATION TO BE DETERMINED BY SPECIALIST.
10	BLACK RAILINGS TO FIRST FLOOR WINDOWS.
11	CAST CONCRETE BENCHES OUTSIDE GROUND FLOOR FLATS.
12	GLAZED BALUSTRADE SYSTEM.

Do not scale from this drawing.
The contractor must check all dimensions & report all errors and omissions to LeTrucco Design.

This drawing is copyright. It must not be copied, used or disclosed to third parties without prior permission of LeTrucco Design.

Revisions

Revision	Checked
	kml

Scale	Date
1:100 @ A1	Sept 26

Drawing No	Drawing Title
LT2606.04.100	Floor Plans - PLOTS 1 - 4

Client	Job Title
Trivallis HA	The Sidings Treforest

Drawing Purpose
PLANNING / WAG

In Associaiation with
Trivallis

LeTruccodesign
ARCHITECTURE
Suite 7, 35 Stow Park Circle
Newport, NP20 4HF
Tel: 07710390800 / 07710390801
info@letruccodesign.co.uk
www.letruccodesign.co.uk