A1 DRAWING SHEET

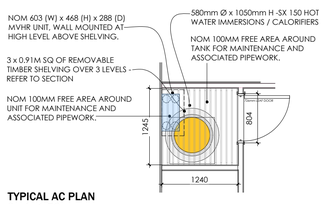

TYPICAL AC PLAN
Scale 1:50

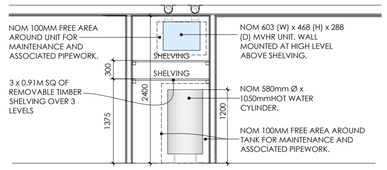

TYPICAL AC ELEVATION
Scale 1:50

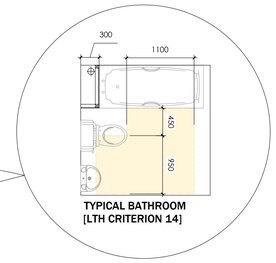

TYPICAL BATHROOM
[LTH CRITERION 14]

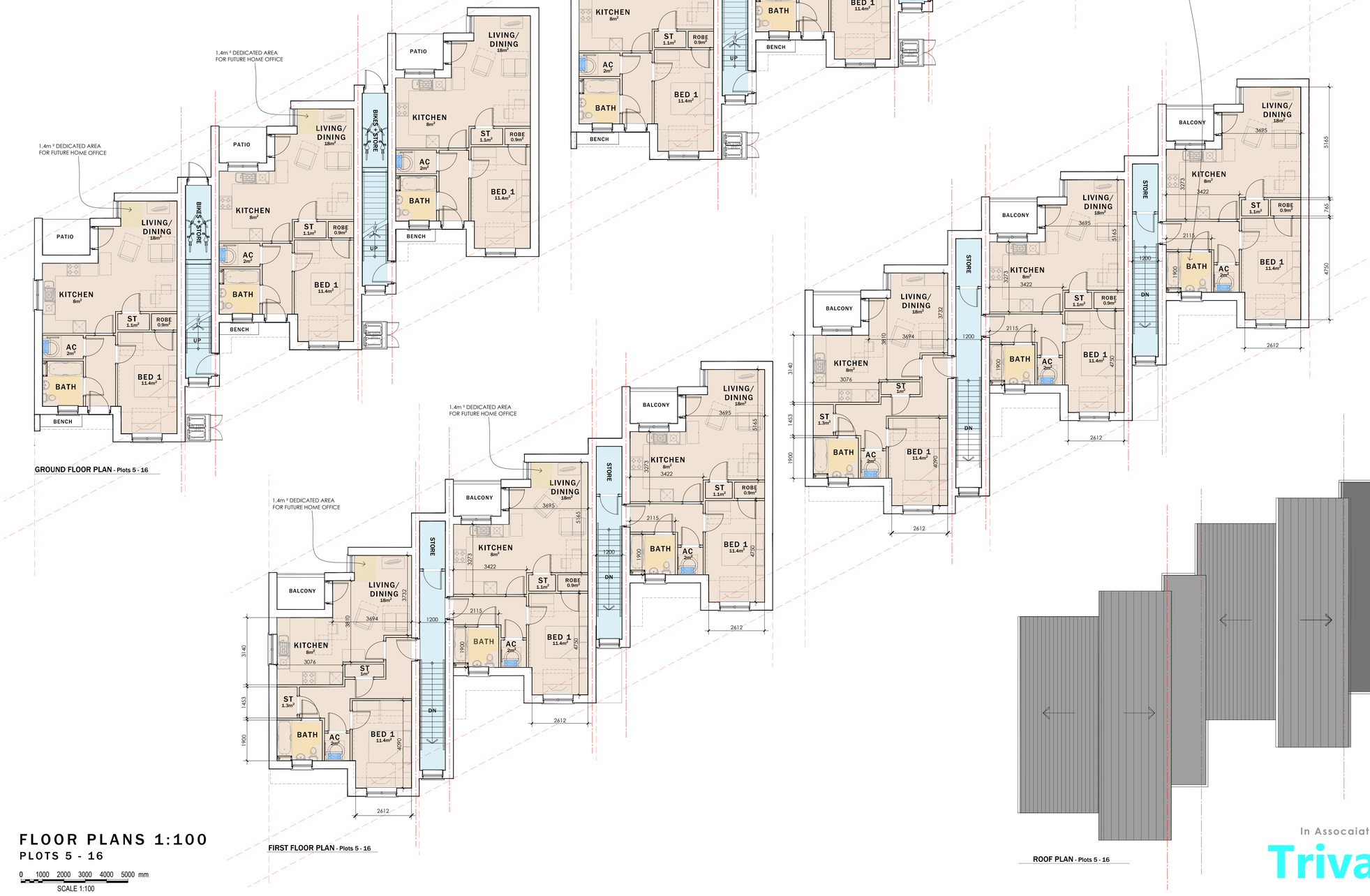

GROUND FLOOR PLAN - Plots 5 - 16

FIRST FLOOR PLAN - Plots 5 - 16

ROOF PLAN - Plots 5 - 16

FLOOR PLANS 1:100
PLOTS 5 - 16

0 1000 2000 3000 4000 5000 mm
SCALE 1:100

Do not scale from this drawing.
The contractor is to check all dimensions & report all errors and omissions to LeTrucco Design.

This drawing is copyright. It must not be copied, used or disclosed to third parties without prior permission of LeTrucco Design.

Revisions

Revision	Checked
Scale 1:100 @ A1	Date Sept 26
Drawing No LT2606.04.101	Drawing Title Floor Plans - PLOTS 5 - 16
Client Trivallis HA	Job Title The Sidings Treforest

Drawing Purpose
PLANNING / WAG

In Associaition with
Trivallis

LeTruccodesign
ARCHITECTURE
Suite 7, 35 Stow Park Circle
Newport, NP20 4HF
Tel: 07710390800 / 07710390801
info@letruccodesign.co.uk
www.letruccodesign.co.uk