A1 DRAWING SHEET

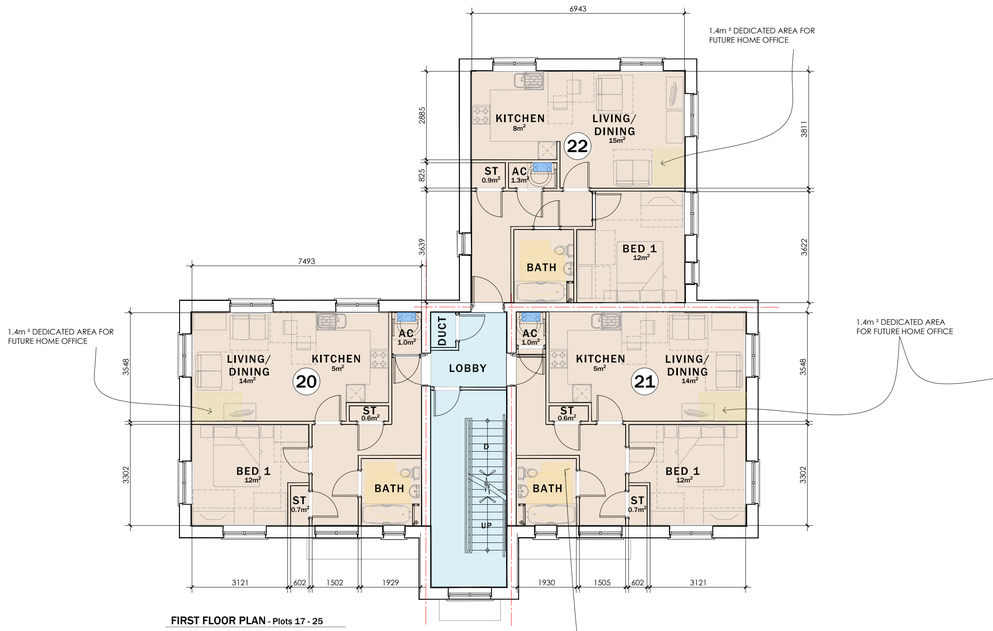

FIRST FLOOR PLAN - Plots 17 - 25

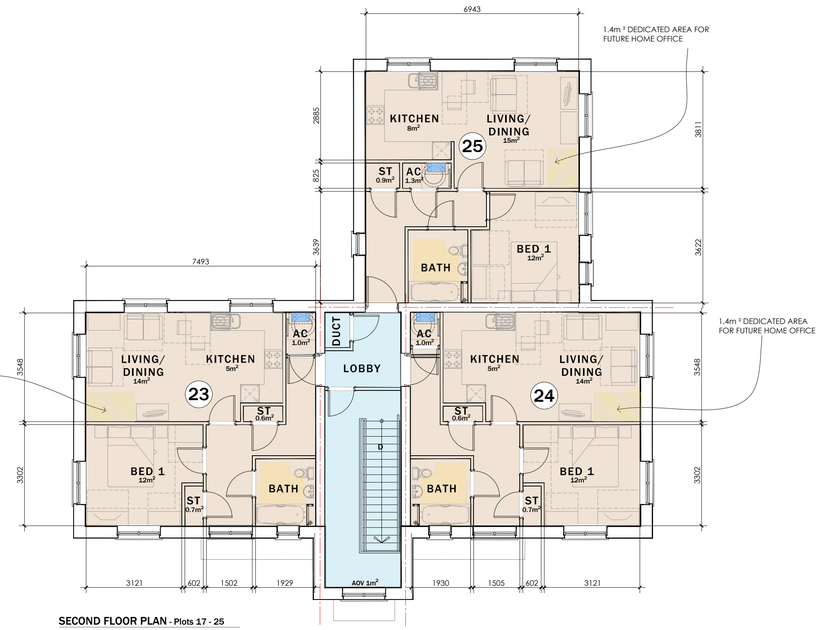

SECOND FLOOR PLAN - Plots 17 - 25

PLOT SCHEDULE - 17 - 25

	2 PERSON 1 BEDROOM FLAT TYPE	- 9
	TOTAL	- 9

SCHEDULE OF ACCOMMODATION AREAS

	PLOT No.	TYPE	GIA M²
G FLOOR	17	2P 1B FLAT	52M²
	18	2P 1B FLAT	52M²
	19	2P 1B FLAT	52M²
1st FLOOR	20	2P 1B FLAT	52M²
	21	2P 1B FLAT	52M²
	22	2P 1B FLAT	52M²
2nd FLOOR	23	2P 1B FLAT	52M²
	24	2P 1B FLAT	52M²
	25	2P 1B FLAT	52M²

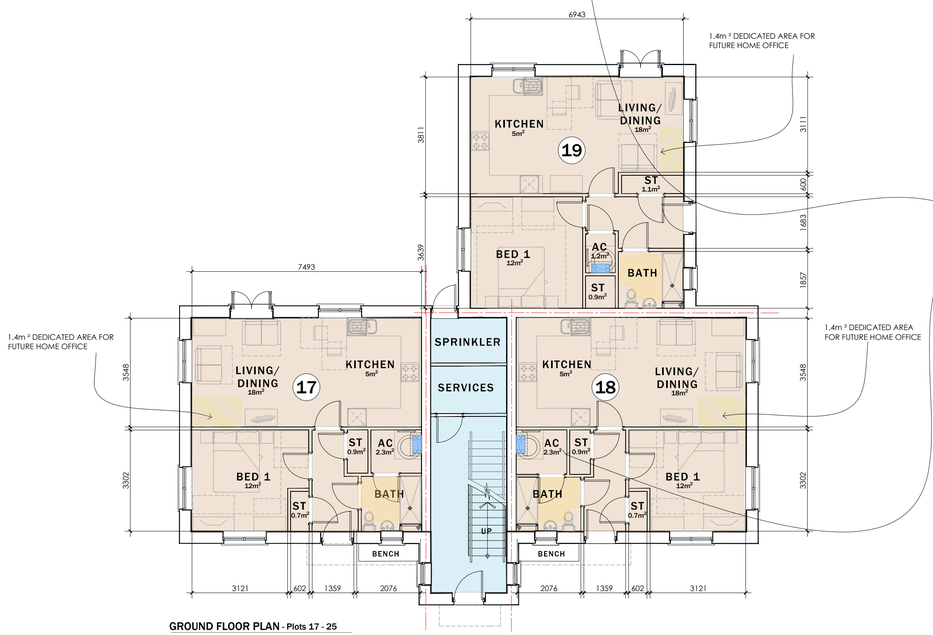

GROUND FLOOR PLAN - Plots 17 - 25

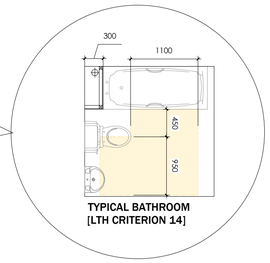

TYPICAL BATHROOM
[LTH CRITERION 14]

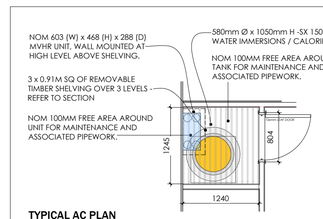

TYPICAL AC PLAN
Scale 1:50

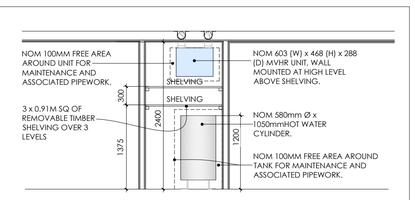

TYPICAL AC ELEVATION
Scale 1:50

FLOOR PLANS 1:100

PLOTS 17 - 25

0 1000 2000 3000 4000 5000 mm

SCALE 1:100

In Associaation with

Trivallis

LeTruccodesign
ARCHITECTURE
Suite 7, 35 Stow Park Circle
Newport, NP20 4HF
Tel: 07710390800 / 07710390801
info@letruccodesign.co.uk
www.letruccodesign.co.uk

Do not scale from this drawing.
The contractor is to check all dimensions & report all errors and omissions to LeTrucco Design.

This drawing is copyright. It must not be copied, used or disclosed to third parties without prior permission of LeTrucco Design.

Revisions

Revision	Checked
Scale 1:100 @ A1	Date Sept 26

Drawing No	LT2606.04.103
Drawing Title	Floor Plans - PLOTS 17 - 25
Job Title	The Sidings Treforest
Client	Trivallis HA
Drawing Purpose	PLANNING / WAG