A1 DRAWING SHEET

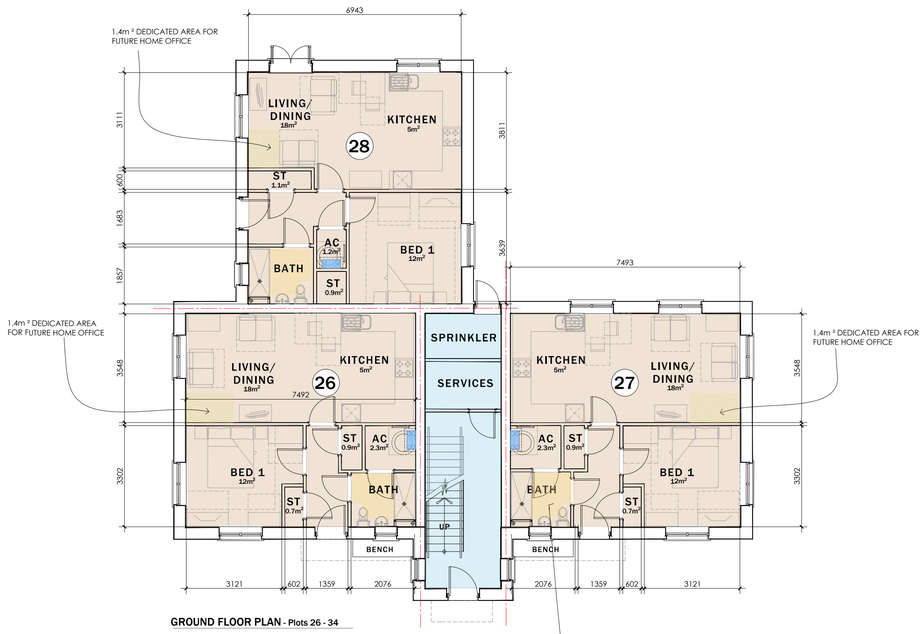

GROUND FLOOR PLAN - Plots 26 - 34

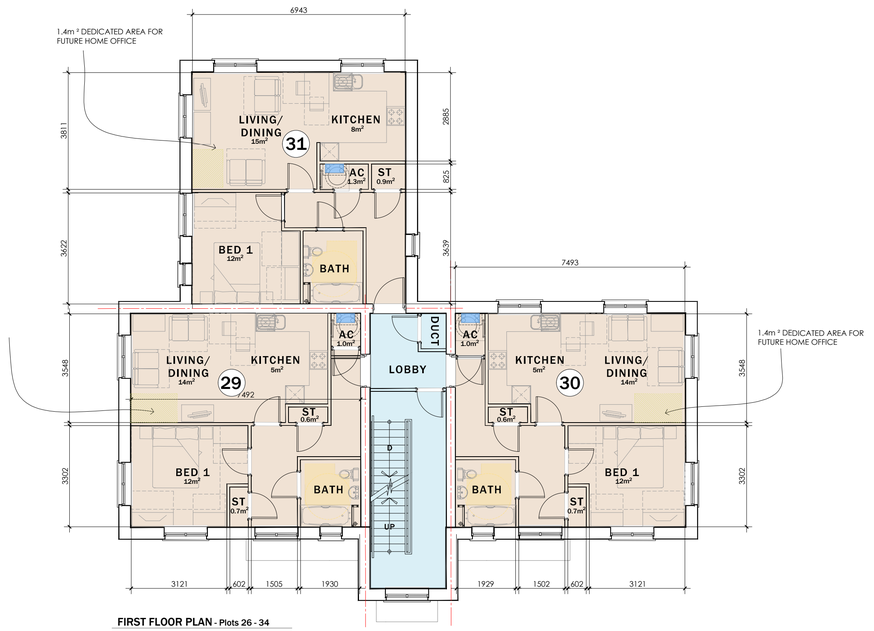

FIRST FLOOR PLAN - Plots 26 - 34

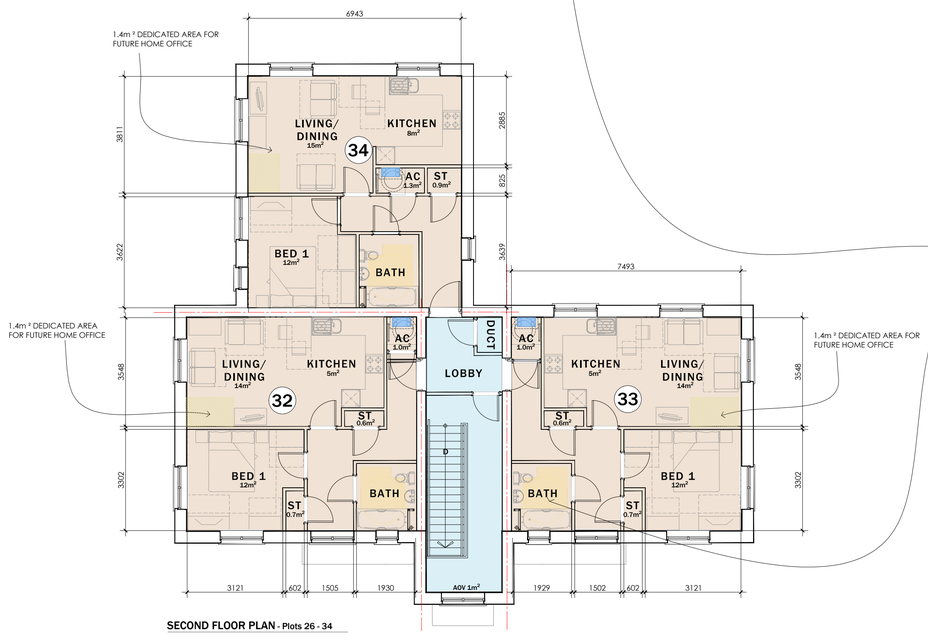

SECOND FLOOR PLAN - Plots 26 - 34

TYPICAL BATHROOM [LTH CRITERION 14]

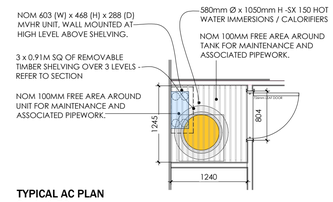

TYPICAL AC PLAN
Scale 1:50

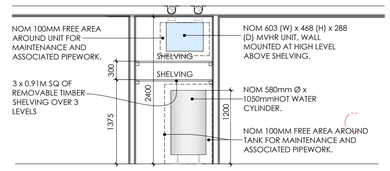

TYPICAL AC ELEVATION
Scale 1:50

PLOT SCHEDULE - 26 - 34

2 PERSON 1 BEDROOM FLAT TYPE	-	9
TOTAL	-	9

SCHEDULE OF ACCOMMODATION AREAS

	PLOT No.	TYPE	GIA M²
G FLOOR	26	2P 1B FLAT	52M²
	27	2P 1B FLAT	52M²
	28	2P 1B FLAT	52M²
1st FLOOR	29	2P 1B FLAT	52M²
	30	2P 1B FLAT	52M²
	31	2P 1B FLAT	52M²
2nd FLOOR	32	2P 1B FLAT	52M²
	33	2P 1B FLAT	52M²
	34	2P 1B FLAT	52M²

Do not scale from this drawing.
The contractor must check all dimensions & report all errors and omissions to LeTrucco Design.

This drawing is copyright. It must not be copied, used or disclosed to third parties without prior permission of LeTrucco Design.

Revisions

Revision	Checked
Scale 1:100 @ A1	Date Sept 26
Drawing No LT2606.04.105	Drawing Tittle Floor Plans - PLOTS 26 - 34
Client Trivallis HA	Job Tittle The Sidings Treforest

Drawing Purpose
PLANNING / WAG

FLOOR PLANS 1:100
PLOTS 26 - 34

0 1000 2000 3000 4000 5000 mm
SCALE 1:100

In Assocaiation with
Trivallis

LeTruccodesign
ARCHITECTURE
Suite 7, 35 Stow Park Circle
Newport, NP20 4HF
Tel: 07710390800 / 07710390801
info@letruccodesign.co.uk
www.letruccodesign.co.uk